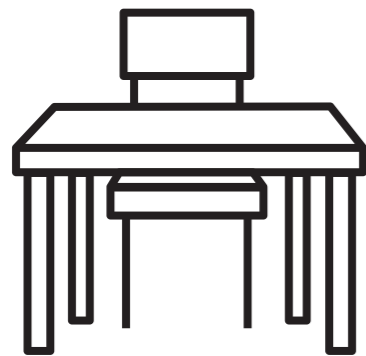


Instructions for the use of **study and work seats** offered by the library




Seats' capacity 1
56 seats. Ask for yours at the library's counter



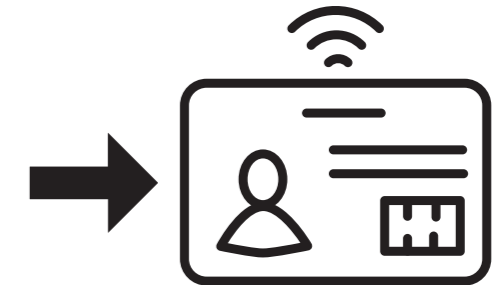
Mask 2
You must wear a mask in order to **access** the library and **stay** inside.



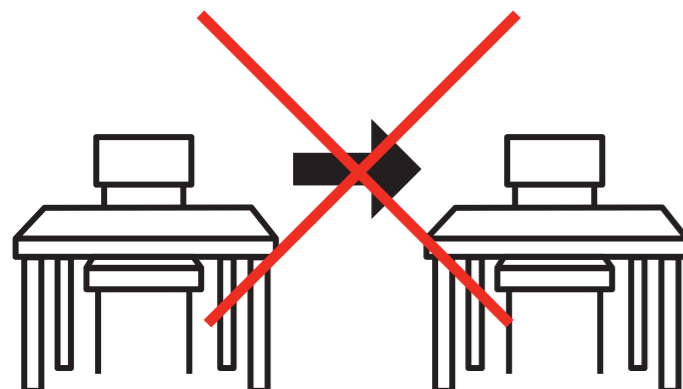
Directions 3
Follow the signals at the entry, exit and while walking through the library



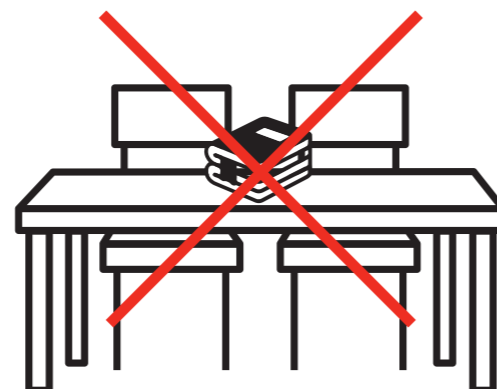
Seat and card 4
In order to ask for a seat, show your university card or library's card



Assigned seat 5
Once you are assigned a seat, **you cannot change to another one**



Seat's use 6
It is not allowed to study or work in groups. The seats are exclusively **for individual use**



Green points 7
The **available** seats are marked by a green point. Do not use seats marked by an orange point



Exit 8
Once finished, show again your university or library's card at the counter

